

INDIAN LAND ELEMENTARY SCHOOL

Built in 1998

QUICK FACTS 2017-2018

Grades: K-5

Enrollment: 1,051

Female: 49.4%

Male: 50.6%

Capacity: 1,052

Classrooms: 52

Square Feet: 116,000



TEACHING STAFF

Student/Teacher Ratio: **24.2:1**

Advanced Degrees: **58.7%**

National Board Certified: **3**

Attendance Rate: **93.9%**



SPECIAL POPULATIONS

English Language Learners: **9.3%**

Free/Reduced Lunch: **15.3%**

Disabled Learners: **12.2%**

Gifted and Talented: **13.6%**



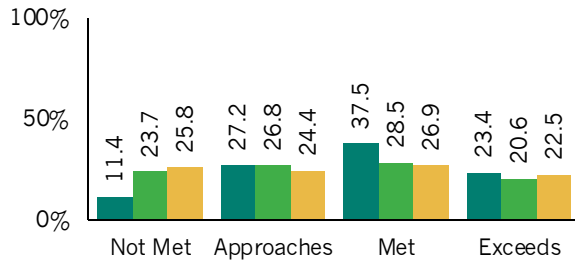
DEMOGRAPHICS

White: **79.5%**; African-American: **10.5%**;
Hispanic: **1.8%**; Multi-Ethnic: **4.5%**;
Asian: **2.8%**; Indian/Alaskan Native: **0.9%**

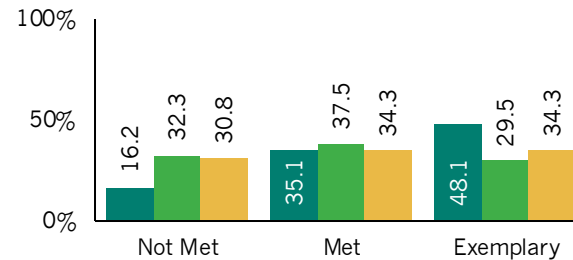
SOUTH CAROLINA PALMETTO ASSESSMENT OF STATE STANDARDS (2018)

Indian Land Elementary *District State

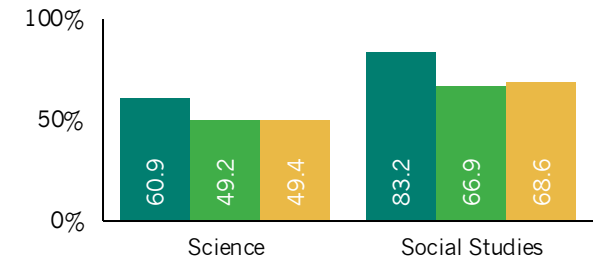
Science



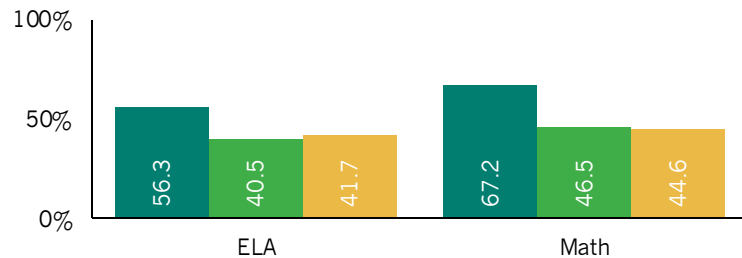
Social Studies



% Met or Exceeds – Both Subjects



SC READY (2018) (% met or exceeds)



*Average for all district middle and elementary schools

INDIAN LAND ELEMENTARY SCHOOL

At Indian Land Elementary School, we are always working hard to plant positivity, sprout success, and be rooted in learning! Our ever-growing diverse student body, supportive parents, and generous community work as a team to produce positive results. Our school has been recognized by the State of South Carolina numerous times for academic excellence over the years. Our iLead leadership development program has grown to include 100% of our Grade 5 class and has recruited numerous community volunteers to serve as mentors to our younger students. The business and faith-based community continue to rally around our school by providing in-kind donations and financial support for the school and our neediest students. Furthermore, a local retirement community provides several volunteers to serve as reading and math tutors. In addition to our wonderful community support, our students have access to many online academic programs such as Lexia, Mathseeds, IXL, Raz-Kids, and many more! Our positive learning outcomes serve as a reminder of the excellent effort all stakeholders in the Indian Land Elementary School learning community have put forth.

Our school believes "a variety of instructional strategies should be used to encourage students to reach their potential." In the 2017-18 school year, we served over 1,000 students in Kindergarten to Grade 5. Our school has a student to teacher ratio of 24.2:1 for core subjects, and approximately 58% of our faculty members had advanced degrees.

In 2018, Indian Land Elementary students exceeded the district and state averages on the South Carolina College and Career-Ready (SC READY) assessments in both English and mathematics. For instance, 56.3% percent of our students scored "Meets or Exceeds" in English, compared to a district average of 40.5% and a state average of 41.7%. In addition, Indian Land Elementary students exceeded the state averages for the SC Ready assessments in mathematics. More specifically, 67.2% of our students scored "Meets or Exceeds" in mathematics in the 2017-2018 school year (compared to a state average of 44.6%).

Our school is proud of our tradition of academic excellence, but refuses to rest on our laurels, as we are always seeking ways to 'Spearhead Success'! We analyze data as a Professional Learning Community and devise professional development opportunities to help learn best practices for maximizing student learning outcomes. We are always learning and are enthusiastic about our school and students' bright futures!