

LANCASTER COUNTY SCHOOL DISTRICT



DEMOGRAPHICS

White: **61.1%**; African-American: **26.8%**;
Hispanic: **6.7%**; Multi-Ethnic: **3.7%**;
Asian: **1.4%**; Indian/Alaskan Native: **0.3%**

QUICK FACTS 2017-2018

Enrollment: 13,238
Female: 46.9%
Male: 53.1%



GRADUATION RATE

	2015	2016	2017	2018
4-Yr	82.8%	81.3%	83.0%	83.3%
5-Yr	83.2%	83.2%	82.5%	--



TEACHING STAFF

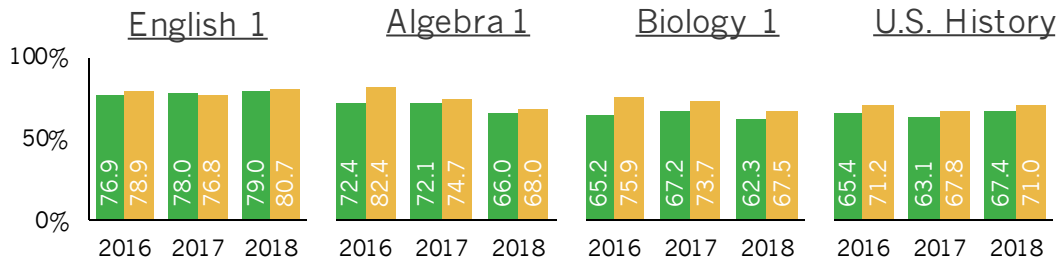
Student/Teacher Ratio: **22.5:1**
Advanced Degrees: **58.0%**
National Board Certified: **88**
Attendance Rate: **95.4%**



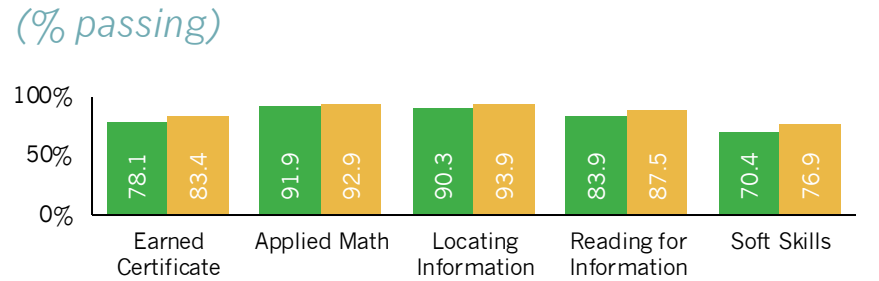
SPECIAL POPULATIONS

English Language Learners: **8.7%**
Free/Reduced Lunch: **31.4%**
Disabled Learners: **14.5%**
Gifted and Talented: **15.2%**

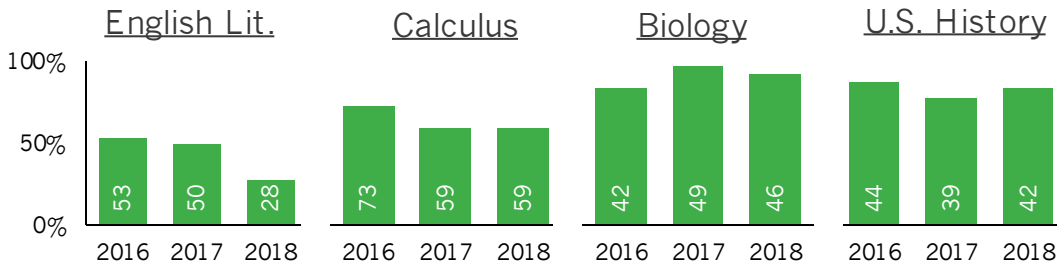
END-OF-COURSE (EOC) TESTS (% passing)



2018 READY TO WORK (% passing)



ADVANCED PLACEMENT (% scoring 3 or higher)



SAT (Mean Scores)

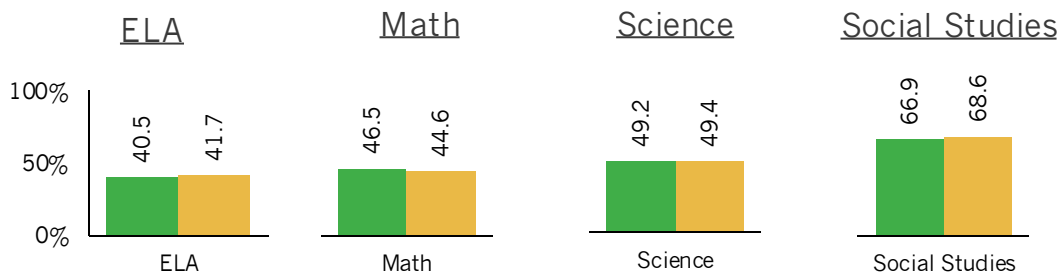
YEAR	DISTRICT	STATE
READING/Writing		
2017	516	539
2018	520	543
MATH		
2016	464	493
2017	492	518
2018	496	520
COMPOSITE		
2017	1008	1058
2018	1016	1064

ACT (2018) (Mean Scores)

DISTRICT	STATE
ENGLISH	
16.3	16.9
READING	
17.8	18.4
MATH	
17.4	18.0
SCIENCE	
17.7	18.3
COMPOSITE	
17.4	18.0

SC READY (2018)

(% met or exceeds, Grades 4-8)



SC PASS (2018)

(% met or exceeds, Grades 3-8)

LANCASTER COUNTY SCHOOL DISTRICT

Our vision is "putting children first." We believe in the consistent improvement of student achievement by measuring and acting on data. Our district helps all students develop the world-class skills and life and career characteristics of the Profile of the South Carolina Graduate. An important focus in our work to help students meet this profile is making sure every child can read. We also focus on helping our teachers have professional conversations about student work, conversations that we know are important for effective, consistent instruction. Another important part of our work to help students achieve this profile is making sure our teachers have standards-based curriculum documents for a curriculum that supports national and state achievement standards. We continue to use our research-based instructional strategies to teach a variety of learning styles. We use a balanced literacy approach across the district and stress how important manipulatives and an understanding of the development of math concepts are for math instruction. We provide extra help for students who need more time to master standards with our Response to Intervention (RtI) process, emphasize reading and writing across the curriculum, and provide services for students whose primary language is not English. Our teachers, students, and parents use NWEA Measures of Academic Progress (MAP) testing results to determine the skills students have mastered and the skills they need to improve, and we assess student progress through standardized testing. Technology plays an important role in supporting our instruction, and our websites and Blackboard Connect calling system helps us keep parents informed about everything from report card dates to extracurricular activities to school closings. We have also had a significant increase in general satisfaction with the district and individual schools among students, teachers, and parents. The district's ongoing improvements are facilitated by a strong, unified Board of Trustees, a knowledgeable and committed staff, and a district-wide emphasis on serving its students and parents. We strongly believe every child develops the world-class skills and life and career characteristics of the Profile of the South Carolina Graduate when our parents, students, educators, and community work together.

Our district continues to partner with the community and its nonprofits, civic groups, faith groups, and businesses to increase student achievement, partnerships that are driving improvements in our system. Our county's voters passed a \$199 million bond referendum in March 2016 that is helping to provide every Grades 3-8 student a Chromebook, make significant facility improvements to every school in the district and build an additional elementary school and a new high school in the Indian Land area. The new Indian Land schools will help us address growth issues in the area, allowing us to convert the existing high school to a Grades 7-8 school, the existing middle school to a Grades 5-6 school, and the three elementary schools to Grades K-4. And those partnerships have paid off big by helping us secure more than \$80 million in grants in the last 10 years. These grants have made possible everything from two cycles of a Gear-Up Program to increasing the number of our students who go to college to programs for character education, alcohol and drug prevention and Arts Is Basic In the Curriculum schools. Most recently, the power of those partnerships helped us secure a Full-Service Community Grant for Clinton Elementary to build parenting skills and to increase community support for the school. Our partnerships have also helped us begin a literacy initiative that is providing free pleasure-reading books to children through an annual giveaway and little free libraries placed around the county. Every Grade 4 student in our county receives two weeks of swimming and water safety instruction, thanks to a partnership with the J. Marion Sims Foundation. Our Rotary Clubs and USCL sponsor the annual Principal Choice Awards to recognize at risk children for good citizenship.