

LANCASTER HIGH SCHOOL

Built in 1993



DEMOGRAPHICS

Caucasian: **39.3%**; African-American: **49.2%**; Hispanic: **8.3%**;
Multi-Ethnic: **2.0%**; Asian: **1.0%**; Indian/Alaskan Native: **0.2%**



GRADUATION RATE

	2013	2014	2015	2016
4-Yr	75.7%	76.1%	79.3%	71.8%
5-Yr	76.9%	76.7%	77.7%	79.1%
Dropout Rate	4.3%			



TEACHING STAFF

Student/Teacher Ratio: **25.3:1**
Advanced Degrees: **54.9%**
National Board Certified: **13**
Attendance Rate: **96.3%**



SPECIAL POPULATIONS

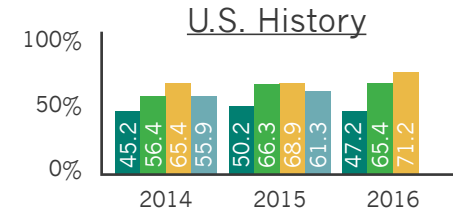
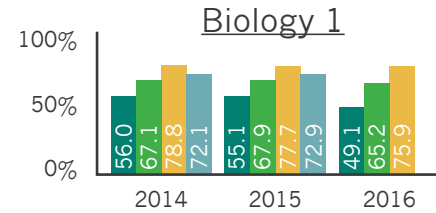
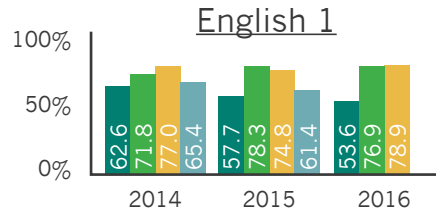
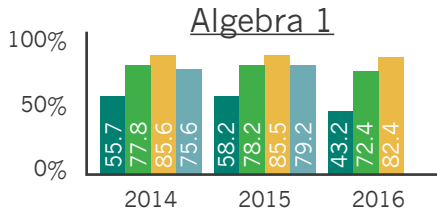
English Language Learners: **7.1%**
Free/Reduced Meal Percentage: **70.0%**
Disabled Learners: **15.5%**
Gifted and Talented: **10.2%**

QUICK FACTS 2015–2016

Grades: 9–12 Student Attendance Rate: **93.6%**
Enrollment: 1,387 Capacity: 1,927
Female: 49.4% Classrooms: 110
Male: 50.6% Square Feet: 236,074

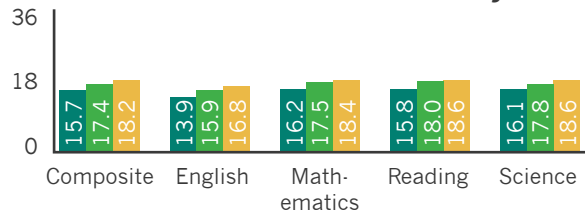
KEY ■ Lancaster High School ■ District ■ State ■ Peer Schools

END-OF-COURSE (EOC) TESTS *(% passing each subject)*



2016 ACT SCORES

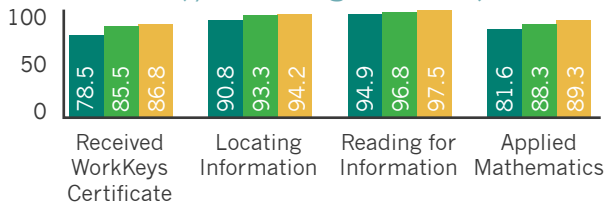
Grade 11 Students Only



2016 WORKKEYS

Grade 11 Students Only

(% meeting standard)



ADVANCED PLACEMENT (AP) RESULTS

(% scoring 3 or higher)

LANCASTER HIGH SCHOOL			
	2014	2015	2016
Calculus	63.0	47.0	93.0
English Lit/Composition	50.0	29.0	82.0
Biology	10.0	58.0	60.0
U.S. History	26.0	0.0	43.0

DISTRICT			
	2014	2015	2016
Calculus	62.0	61.0	73.0
English Lit/Composition	42.0	43.0	54.0
Biology	29.0	44.0	42.0
U.S. History	38.0	38.0	44.0

SAT RESULTS *(mean score)*

YEAR	LHS	DISTRICT	STATE
CRITICAL READING			
2014	429	449	488
2015	434	460	488
2016	433	461	494
MATH			
2014	463	467	490
2015	438	467	487
2016	426	464	493
WRITING			
2014	415	432	465
2015	407	436	467
2016	412	437	471
COMPOSITE			
2014	1307	1358	1443
2015	1279	1368	1442
2016	1271	1362	1458



LANCASTER HIGH SCHOOL

Lancaster High School serves a diverse population. Demographically, we are 1% Asian, 2% two or more races, 8% Hispanic, 39% Caucasian, and 49% African-American. We strive to meet the needs of our students as we prepare them to compete in the 21st century marketplace. We offer our students a variety of courses to maximize their skills as they begin to pursue their college/career goals. Our curriculum is standards-based with an emphasis on English Language Arts and Mathematics. The Read To Succeed Literacy Initiative is being implemented in all aspects of our school programs. We understand the impact that literacy (reading, writing, speaking, and listening) has across the curriculum.

We continue to strive to ensure that our students are ready for post-secondary endeavors. In our ongoing efforts to improve, we have identified our areas of challenge. Our 2016-2021 School Renewal Plan addresses these areas and directs our efforts and program offerings. In response to the needs that we have identified, we added the PowerHouse program to our curriculum. This program addresses the needs of at-risk males. It emphasizes academic success, positive self-esteem, and self-control. Our Read Right program addresses students who have reading deficiencies and during the summer of 2016, we are offering the LHS Summer Enrichment Camp to incoming 9th graders whose reading and math scores are not on grade level. To facilitate our efforts to improve student achievement, Lancaster High School will provide Chromebooks to every student during the 2016-17 school year. Our teachers will participate in professional development workshops to prepare them to incorporate the use of Chromebooks into their instruction.

Lancaster High School in conjunction with the Lancaster High School Career Center offers students a comprehensive learning environment that provides students with opportunities to pursue internships where they can apply the knowledge learned in classrooms. The school works with community and business partners to provide additional resources to promote student success. In the 2015-2016 school year, Lancaster High served 1,387 students in Grades 9-12. The school had a student to teacher ratio of 25:1 for core subjects, and approximately 54.9 percent of our faculty members had advanced degrees.

In the 2015-2016 school year, 78.5 percent of Lancaster High students received an ACT WorkKeys certificate, compared to a district average of 85.5 percent and a state average of 86.8 percent. In addition, 93.0 percent of its students scored 3 or higher on the AP Calculus exam in the 2015-2016 school year, compared to a district average of 73.0 percent. In 2016, Lancaster High students earned a mean SAT Critical Reading score of 433 (compared to a district average of 461 and a state average of 494) and a mean SAT mathematics score of 426 (compared to a district average of 464 and a state average of 493).

It is the desire of Lancaster High School faculty and staff to provide our students with opportunities to develop the necessary skills to be successful as they become life-long learners.