




# STAKEHOLDERS SURVEYS

Parent and Employee Survey Results

July 2020



# Number of Responses

■ Parent/Guardian: 13,429

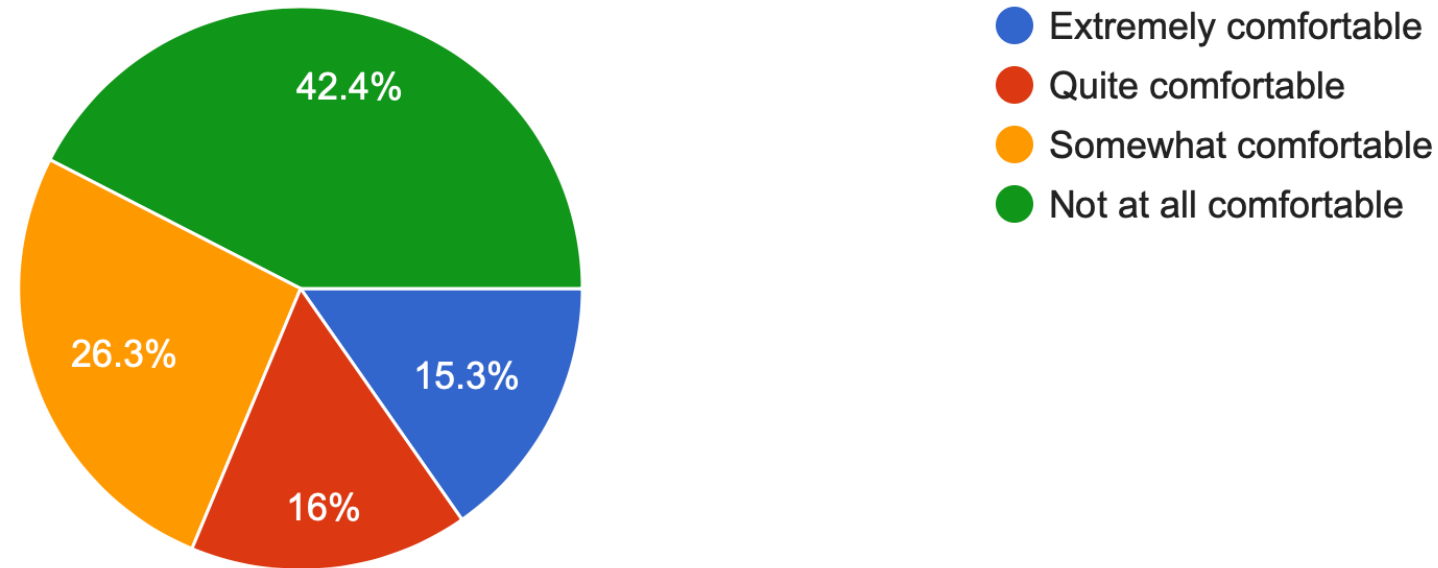
■ Employees: 1,386

# Summary of Results

- A total of 13,429 parent or guardians surveys were returned, and 1,386 employees completed surveys.
- Overall, parents and employees demonstrated strong support of the several safety measures proposed including temperature checks, health questionnaires, masks, social distancing, cleaning and sanitizing, as well as added hand washing/sanitizing options.
- Clearly parent/guardians are concerned about students returning to school in the fall. More than 42.4% of parents/guardians are not at all comfortable sending their child back to school this fall. Another 26.3% are only somewhat comfortable sending their child back to school this fall — a total of 68.7% are not at all or only somewhat comfortable with their student(s) returning this fall. Only 15.3% responded that they are extremely comfortable and only 16% responded that they are quite comfortable sending their child back to school in the fall.
- Approximately 60% of parents and 64% of employees advocate for students wearing masks. Percent's for employees wearing masks are slightly higher at 67% and 71% with 83% of employees responding that they are at least somewhat to extremely comfortable wearing a face mask or shield.
- The traditional schedule option was selected by 54% of parents as their first choice, with 47.7% selecting a traditional schedule as their third choice. The modified schedule with alternating face-to-face and virtual was selected by 93.1% of parents as either their first or second choice, with only 6.4% of parents selecting that as their third choice. A fully virtual model was selected by 36.1% of parents as their first choice, with 17.8% selecting that as their second choice, and 45.9% selecting fully virtual as their third choice.
- Approximately 49% of teachers preferred the modified schedule, with 37.9% selecting the traditional model. The fully virtual model was preferred by 29.7% of teachers.
- From the data collected, with district-issued Chromebooks going home with students in grade 3-12, approximately 95% of respondents had the needed internet access to download apps at home, and responded that they have access to high speed internet when not at school.

Given the current situation with COVID-19 (Corona Virus), how comfortable are you sending your child(ren) back to a LCSD school in the fall?

13,381 responses



Clearly parent/guardians are concerned about students returning to school in the fall. More than 42.4% of parents/guardians are not at all comfortable sending their child back to school this fall. Another 26.3% are only somewhat comfortable sending their child back to school this fall – a total of 68.7% are not at all or only somewhat comfortable with their student(s) returning this fall. Only 15.3% responded that they are extremely comfortable and only 16% responded that they are quite comfortable sending their child back to school in the fall.

What safety measures would LCSD need to have in place for you to feel comfortable sending your child(ren) back to school in the fall? (check all that apply)

	Daily temp checks	Health questionnaires	Masks for students	Masks for staff	Social distancing	Cleaning & sanitizing	Added hand washing & sanitizing
<b>Parent or Guardian</b>	76.8%	41.2%	60.5%	67.4%	74.1%	94.6%	94.3%
<b>Faculty or staff</b>	76.3%	30.5%	63.8%	71.2%	81.9%	94.5%	90.4%

Overall, parents and employees demonstrated strong support of the several safety measures proposed including temperature checks, health questionnaires, masks, social distancing, cleaning and sanitizing, as well as added hand washing/sanitizing options.

For the 2020-2021 school year, students in grades 3-12 will take school issued Chromebooks home daily. I/my student can download apps from home.

	Yes	No
Parent/Guardian	96.4%	3.8%
Faculty/Staff	96.5%	3.7%

Check non-district devices used to access the Internet outside of school.

	Chromebook	Desktop	iPad or tablet	Laptop	Phone	None
Parent or Guardian	30.6%	30.9%	58.7%	62.5%	70.3%	3.0%
Faculty & Staff	14.1%	24.9%	47.3%	67.7%	90.0%	1.5%

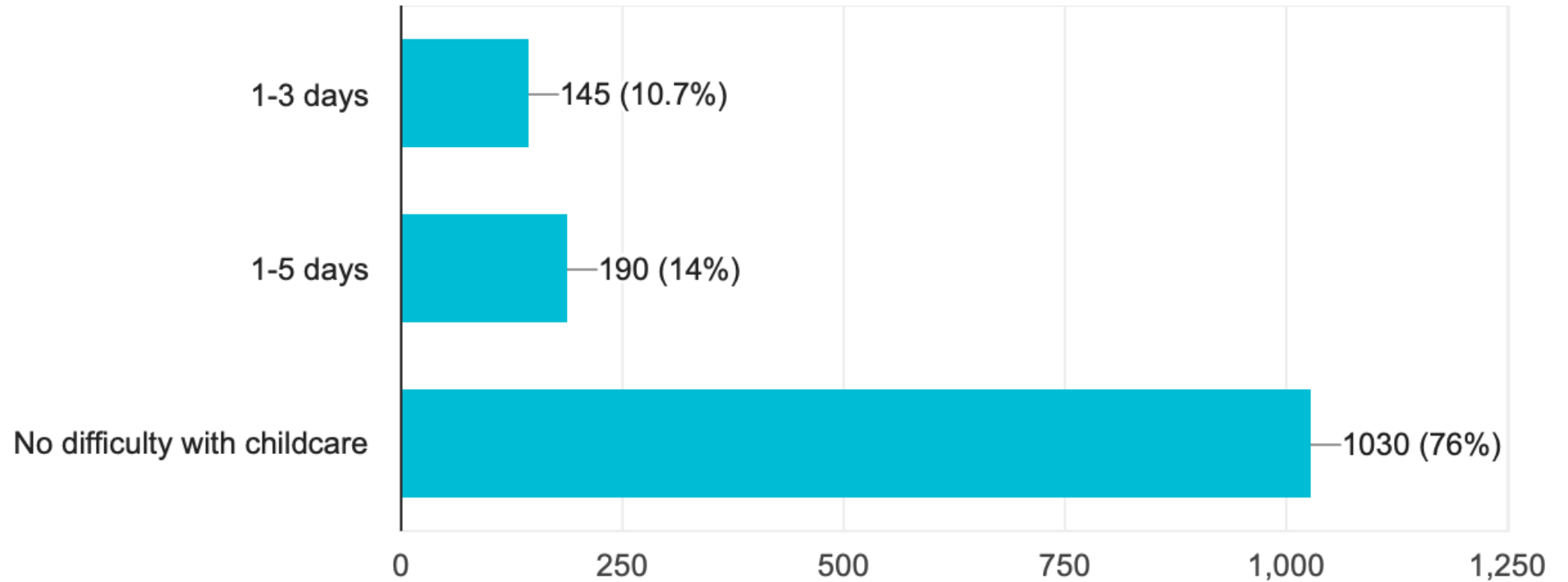
Do you have daily access to high speed internet while not at school?

	Yes	No
Parent/Guardian	95.3%	4.7%
Faculty/Staff	94.8%	5.5%

From the data collected, with district-issued Chromebooks going home with students in grade 3-12, approximately 95% of respondents had the needed internet access to download apps at home, and responded that they have access to high speed internet when not at school.

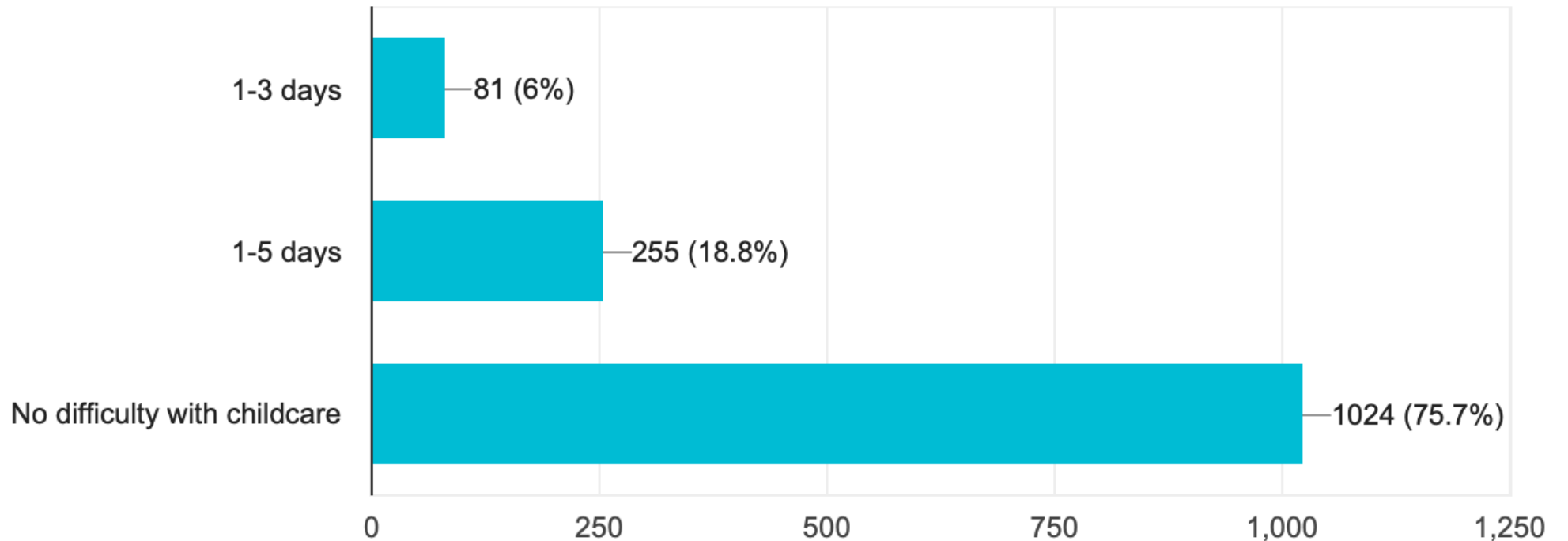
IF an alternate schedule is utilized where some students attend on some days and participate virtually on other days, what childcare challenges will you face? I would struggle to find childcare...

1,355 responses



IF students are taught virtually and teachers work in the school building, what childcare challenges will you face? I would struggle to find childcare...

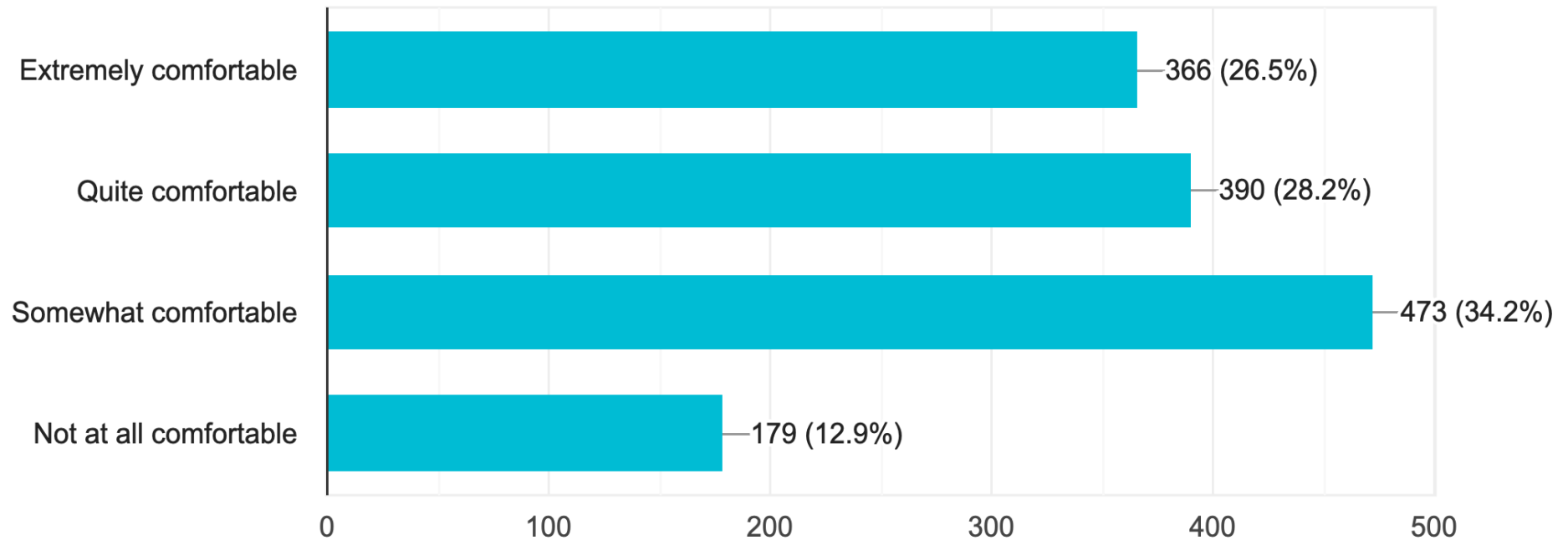
1,353 responses





Given the current situation with COVID-19 (Corona Virus), how comfortable are you with wearing a mask and/or face shield?

1,383 responses



Approximately 60% of parents and 64% of employees advocate for students wearing masks. Percent's for employees wearing masks are slightly higher at 67% and 71% with 83% of employees responding that they are at least somewhat to extremely comfortable wearing a face mask or shield.

Parent/guardians prefer that student(s) be on the following schedule in August 2020 :

	First Choice	Second Choice	Third Choice
Traditional schedule (students attend each day all day)	4,940 39.4%	1,550 13.6%	5,690 47.7%
Modified schedule (students attend on an alternating schedule: some face-to-face/some virtual)	3,077 24.5%	7,844 68.6%	764 6.4%
Complete distance learning model (students participate in distance learning in an online setting)	4,537 36.1%	2,041 17.8%	5,482 45.9%

The traditional schedule option was selected by 54% of parents as their first choice, with 47.7% selecting a traditional schedule as their third choice. The modified schedule with alternating face-to-face and virtual was selected by 93.1% of parents as either their first or second choice, with only 6.4% of parents selecting that as their third choice. A fully virtual model was selected by 36.1% of parents as their first choice, with 17.8% selecting that as their second choice, and 45.9% selecting fully virtual as their third choice.

## Faculty/Staff would prefer to teach students on the following schedule:

Traditional schedule (students attend each day all day)	37.9%
Modified schedule (students attend on an alternating schedule: some face-to-face/some virtual)	48.6%
Complete distance learning model (students participate in distance learning in an online setting)	29.7%

Approximately 49% of teachers preferred the modified schedule, with 37.9% selecting the traditional model. The fully virtual model was preferred by 29.7% of teachers.